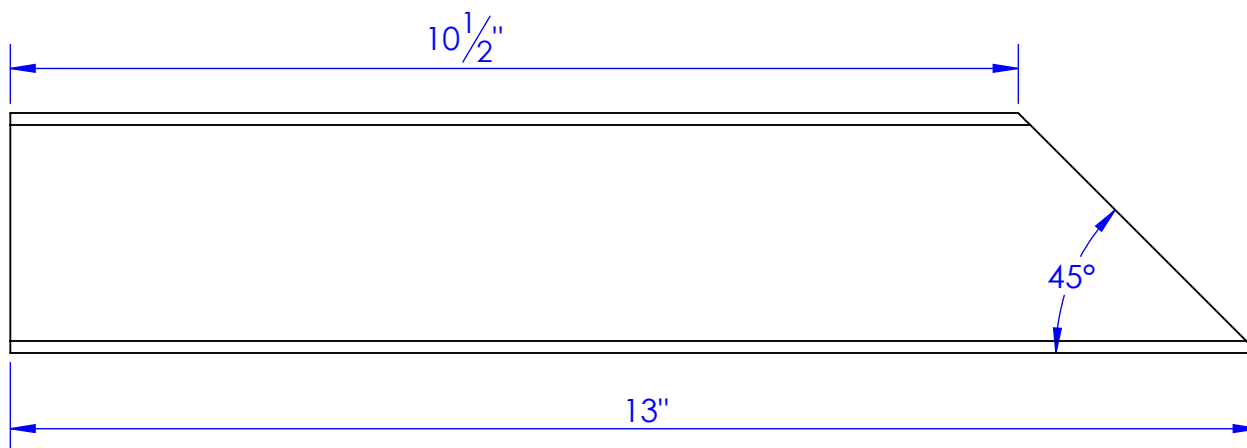

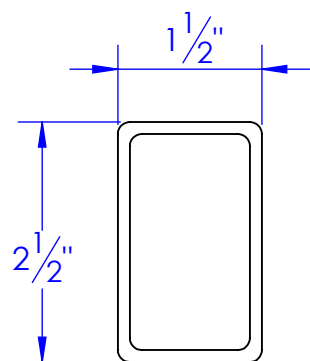
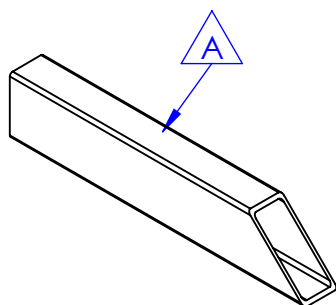


PART NUMBER	DESCRIPTION	MATERIAL
FP-AE-FLKR702	BACK STOP TUBE, FLKR AE	RT 2-1/2x1-1/2x11ga

REV.	REVISIONS	DATE	APPROVED
A	UPDATED TO NEW STANDARD DWG # FROM AE-FLKR702	12/11/2012	



**PROPRIETARY AND CONFIDENTIAL**  
THE INFORMATION CONTAINED IN THIS  
DRAWING IS THE SOLE PROPERTY OF TRIPLE  
C INC. ANY REPRODUCTION IN PART OR  
AS A WHOLE WITHOUT THE WRITTEN  
PERMISSION OF TRIPLE C INC. IS PROHIBITED.

DIMENSIONS ARE IN INCHES TOLERANCES: FRACTIONAL $\pm 1/16$ ANGULAR: MACH $\pm 1$ BEND $\pm$ TWO PLACE DECIMAL $\pm 010$ THREE PLACE DECIMAL $\pm 005$	
MATERIAL	RT 2-1/2x1- 1/2x11ga
DO NOT SCALE DRAWING	

NAME	DATE
DRAWN <b>HEATH</b>	12/11/2012
PART #	FP-AE-FLKR702
ASM #	
COMMENTS: <b>BACK STOP TUBE, FLKR AE</b>	

P.O. BOX 248, SABETHA, KS 66534			
<b>TRIPLE C</b> INC.			
SIZE <b>A</b>	DWG. NO. <b>40-2508</b>	REV. <b>A</b>	
SCALE:1:2	WEIGHT: 3.12	SHEET 1 OF 1	